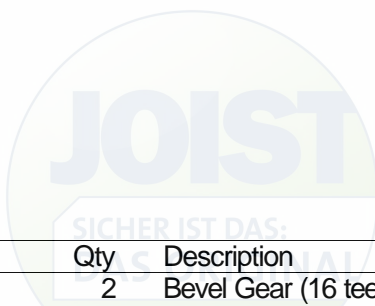


# JOIST

SICHER IST DAS:  
DAS ORIGINAL




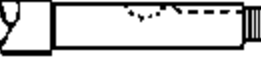








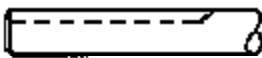


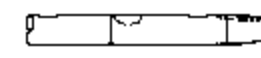






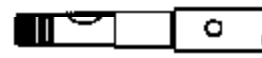



















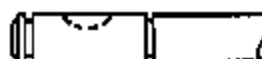
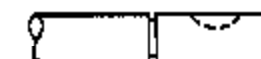

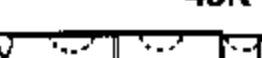

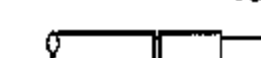


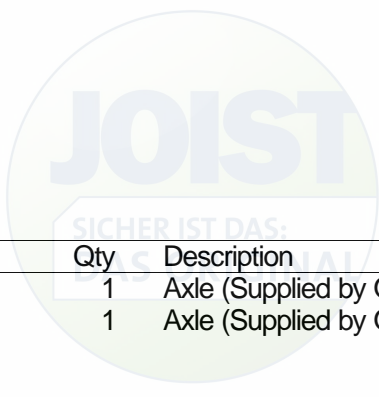


Ref #	Part Number	Qty	Description
13	778221	2	Bevel Gear (16 teeth)
14	778068	2	Differential Pinion
17	786040	1	Drive Pin
26	792125	4	Retaining Ring (pkg of 2)
31	780001	2	Washer
31A	780096	2	Washer
47	XXXXXX	1	Axle (Supplied by OEM)
48	XXXXXX	1	Axle (Supplied by OEM)
82	786041A	1	Optional Sprocket (45 teeth - 7.389" OD)
82	786042	1	Optional Sprocket (40 teeth - 6.650" OD)
82	786043	1	Optional Sprocket (54 teeth - 8.823" OD)
82	786051	1	Optional Sprocket (60 teeth - 9.841" OD)
82	786070	1	Optional Sprocket (48 teeth - 7.920" OD)
90	788067B	1	Grease (32 oz. bottle Bentonite greas e)
101	774659	1	Differential Carrier (Incl. 137 & 157 )
102	774660	1	Differential Carrier (Incl. 139 & 157 )
103	792044	4	Screw, 5/16-18 x 3/15/16"
104	792042	4	Locknut, 5/16-18
124	788055A	1	Gasket
137	780124	1	Bushing
139	780124	1	Bushing
157	788068	2	Oil Seal 3/4"

100-100-066 Page 2 of 4  
Peerless #1



<b>47</b> 	<b>48</b> 	<b>47L</b> 	<b>48L</b> 
<b>47A</b> 	<b>48A</b> 	<b>47M</b> 	<b>48M</b> 
<b>47B</b> 	<b>48B</b> 	<b>47N</b> 	<b>48N</b> 
<b>47C</b> 	<b>48C</b> 	<b>47P</b> 	<b>48P</b> 
<b>47D</b> 	<b>48D</b> 	<b>47Q</b> 	<b>48Q</b> 
<b>47E</b> 	<b>48E</b> 	<b>47R</b> 	<b>48R</b> 
<b>47F</b> 	<b>48F</b> 	<b>47S</b> 	<b>48S</b> 
<b>47G</b> 	<b>48G</b> 	<b>47T</b> 	<b>48T</b> 
<b>47H</b> 	<b>48H</b> 	<b>47U</b> 	<b>48U</b> 
<b>47I</b> 	<b>48I</b> 	<b>47V</b> 	<b>48V</b> 
<b>47J</b> 	<b>48J</b> 	<b>47W</b> 	<b>48W</b> 
<b>47K</b> 	<b>48K</b> 	<b>47X</b> 	<b>48X</b> 



---

Ref #	Part Number	Qty	Description
47	XXXXXX	1	Axle (Supplied by OEM)
48	XXXXXX	1	Axle (Supplied by OEM)

---